

## Modular Cooking Range Line thermaline 85 - 200 mm Closed Work top, 1 Side with Backsplash

ITEM # \_\_\_\_\_  
 MODEL # \_\_\_\_\_  
 NAME # \_\_\_\_\_  
 SIS # \_\_\_\_\_  
 AIA # \_\_\_\_\_



588561 (MBNABBB000)

Closed work top, one-side  
operated with backsplash

### Short Form Specification

#### Item No.

Closed work top, 200 mm wide, constructed according to DIN 18860\_2 with 20 mm drop nose top. Internal frame for heavy duty sturdiness in 2 mm and 3 mm in 1.4301 (AISI 304). 2 mm top in 1.4301 (AISI 304). Flat surface construction, easily cleanable. THERMODUL connection system enables seamless worktop when units are connected and avoids soil penetrating.

IPX5 water resistant certification.

Configuration: One side operated top with backsplash. The base needs to be supplied by the factory. Please include appropriate base.

### Main Features

- All major components may be easily accessed from the front.
- THERMODUL connection system creates a seamless work top when units are connected to each other thus avoiding soil penetrating vital components and facilitating the removal of units in case of replacement or service.

### Construction

- IPX5 water resistance certification.
- 2 mm top in 1.4301 (AISI 304).
- Flat surface construction with minimal hidden areas to easily clean all surfaces
- Internal frame for heavy duty sturdiness in 2 mm and 3 mm in 1.4301 (AISI 304).
- Unit constructed according to DIN 18860\_2 with 20 mm drop nose top.

### Optional Accessories

- Connecting rail kit for appliances with backsplash, 850mm PNC 912498 ☐
- Portioning shelf, 200mm width PNC 912520 ☐
- Portioning shelf, 200mm width PNC 912550 ☐
- Folding shelf, 300x850mm PNC 912579 ☐
- Folding shelf, 400x850mm PNC 912580 ☐
- Fixed side shelf, 200x850mm PNC 912586 ☐
- Fixed side shelf, 300x850mm PNC 912587 ☐
- Fixed side shelf, 400x850mm PNC 912588 ☐
- Back panel, 200x700mm, for tops and units with backsplash PNC 913007 ☐
- Endrail kit, flush-fitting, with backsplash, left PNC 913115 ☐
- Endrail kit, flush-fitting, with backsplash, right PNC 913116 ☐
- Endrail kit (12mm) for thermaline 85 units with backsplash, left PNC 913206 ☐
- Endrail kit (12mm) for thermaline 85 units with backsplash, right PNC 913207 ☐
- U-clamping rail for back-to-back installations with backsplash PNC 913226 ☐
- - NOT TRANSLATED - PNC 913231 ☐
- SIDE PANEL TL85 WALL MOUNT. (L) H400 PNC 913632 ☐
- SIDE PANEL TL85 WALL MOUNT. (R) H400 PNC 913633 ☐
- SIDE PANEL TL85 WALLMOUNT (L)H400,FLUSHFIT PNC 913634 ☐
- SIDE PANEL TL85 WALL MOUNT. (R) H400,FL PNC 913635 ☐
- ADD. WALL MOUNT. FIXATION USA PNC 913640 ☐
- TL85/90 WALL MOUNTING KIT - TOP 200MM PNC 913646 ☐

APPROVAL: \_\_\_\_\_



**Electrolux**  
PROFESSIONAL

## Modular Cooking Range Line thermaline 85 - 200 mm Closed Work top, 1 Side with Backsplash

### Key Information:

External dimensions, Width:


588561 (MBNABBB000) 200 mm

External dimensions, Depth: 850 mm

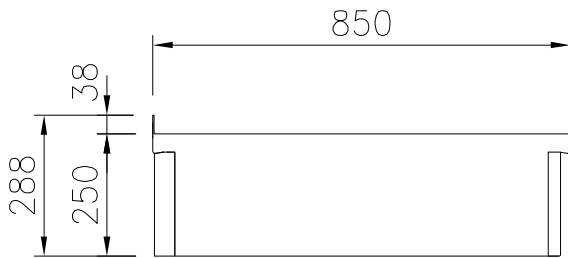
External dimensions, Height: 250 mm

Net weight: 12 kg

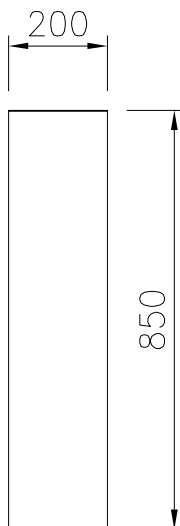
Front



Side



Top



Modular Cooking Range Line  
thermaline 85 - 200 mm Closed Work top, 1 Side with Backsplash

The company reserves the right to make modifications to the products  
without prior notice. All information correct at time of printing.

2025.04.19